

STL2177 - STL2177K

TELAIETTO LATERALE SPECIFICO - SPECIFIC SADDLEBAG TUBULAR HOLDER - SUPPORT TUBULAIRE POUR SACOCHES CAVALIÈRES - SPEZIAL SEITENTRAEGER FUER WEICHTASCHEN - PORTA ALFORJAS TUBULAR LATERAL - SUPORTE LATERAL DE ALFORGES

N°	Descrizione/Description	Caratteristiche/Features	Codice/Code	Quantità/quantity
1	Telaio laterale - Side frame - Châssis latéral Soporte lateral - Seitenrahmen - Suporte lateral	-	STL	2 (Left:Right)
2	Supporto laterale - Lateral support - Untere Halterung Support latéral - Soporte lateral - Suporte lateral	-	GL6405DXV GL6405SXV	2 (Left:Right)
3	Piastrina di supporto - Support plate Plaque de support - Trägerplatte Pletina de soporte - Placa de apoio	-	GL6406V	2
4	Supporto - Support - Support Halterung - Soporte - Suporte	-	GL6327V	1
5	Vite - Screw - Vis - Schraube Tornillo - Parafuso	TSP M6x20	620TSP	4
6	Vite - Screw - Vis - Schraube Tornillo - Parafuso	TECF M8x20	820TECF	4
7	Vite - Screw - Vis - Schraube Tornillo - Parafuso	TBEI M8x40	840TBEI	4
8	Vite - Screw - Vis - Schraube Tornillo - Parafuso	TBEI M8x35	835TBEI	4
9	Rondella Inox - Stainless Steel Washer Rondelle Inox - Rostfreie Unterlegscheibe Aus Stahl Arandela Inox - Arruela Lisa De Aço Inox	Foro Ø8mm / Esterno Ø14mm/ Sp.0,3mm	805RONX	4
10	Rondella - Washer - Rondelle - Scheibe Arandela - Arruela	Foro Ø8mm / Esterno Ø20mm	820RON	4
11	Rondella spaccata - Split washer - Scheibe - Rondelle fendue Arandela seccionada - Arruela Dentada	Foro Ø8mm	Z1060	4
12	Rondella - Washer - Rondelle - Scheibe Arandela - Arruela	Foro Ø8mm	8RON	4
13	Distanziale - Spacer - Entretoise - Distanzstueck Distanciador - Espaçador	Ø16x10 Foro 8,5mm	C16L10F8,5T	4
14	Dado - Bolt - Ecrou Mutter - Tuerca - Porca	Dado Autobloccante Flangiato Alto M6 (H.9mm)	6DADIAFLN	4
15	Dado - Bolt - Ecrou Mutter - Tuerca - Porca	Dado Autobloccante Flangiato Basso M8 (H.9,5mm)	8DADIFN	4
16	Tappo - Cap - Fiche - Stecker Tapon - Capa	-	10COP	4
17	Componenti Originali - Original Parts Parties Originales - Original Bauteile Componentes Originales - Componentes Originais	-	-	-
18	Particolari Inclusi nel SR2177 Components Included In The SR2177 Pièces Incluses Dans SR2177 Die Einzelnen Teile Sind Bei SR2177 Despieces Incluidos En El SR2177 Componentes incluidos na SR2177	-	-	-

IT_ Nel caso in cui sulle viti originali sia presente del frenafilletti, ripristinarlo durante il montaggio dell'accessorio.

EN_ If there is threadlocker on the original screws, use threadlocker when mounting the accessory.

DE_ Falls sich auf den Originalschrauben Schraubensicherungsklebstoff befand, sollte dieser auch bei der Montage des Zubehörs wieder aufgetragen werden

FR_ Si du frein filet est présent sur les vis d'origine, l'appliquer également lors du montage de l'accessoire

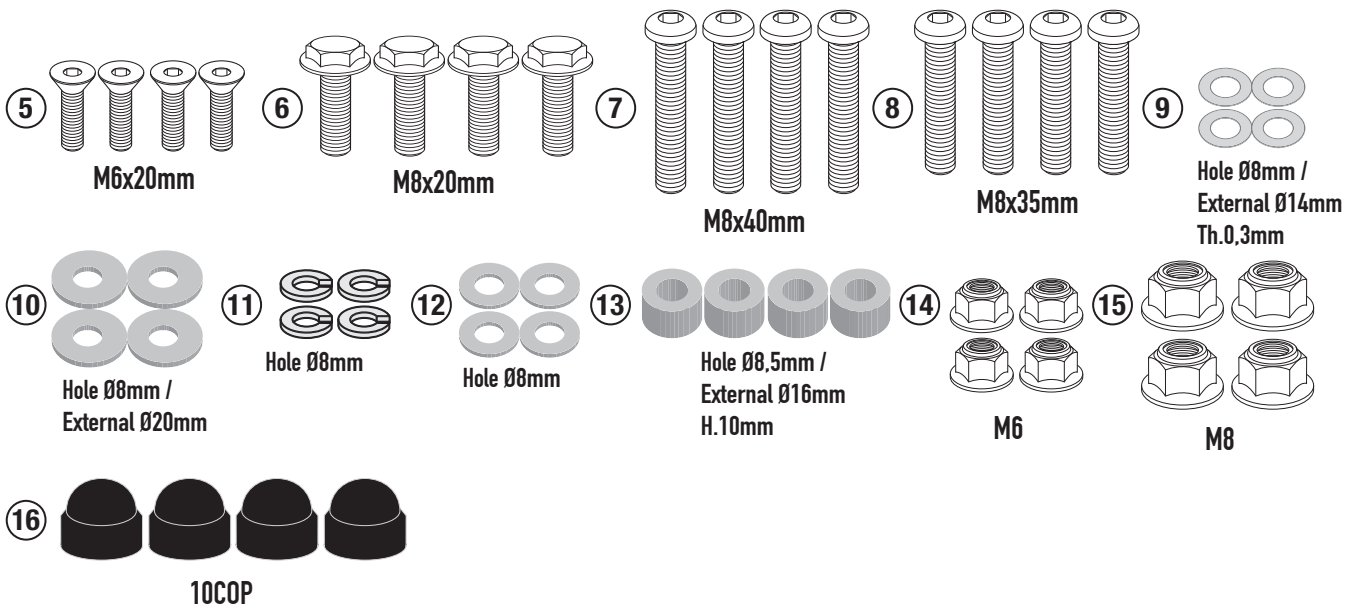
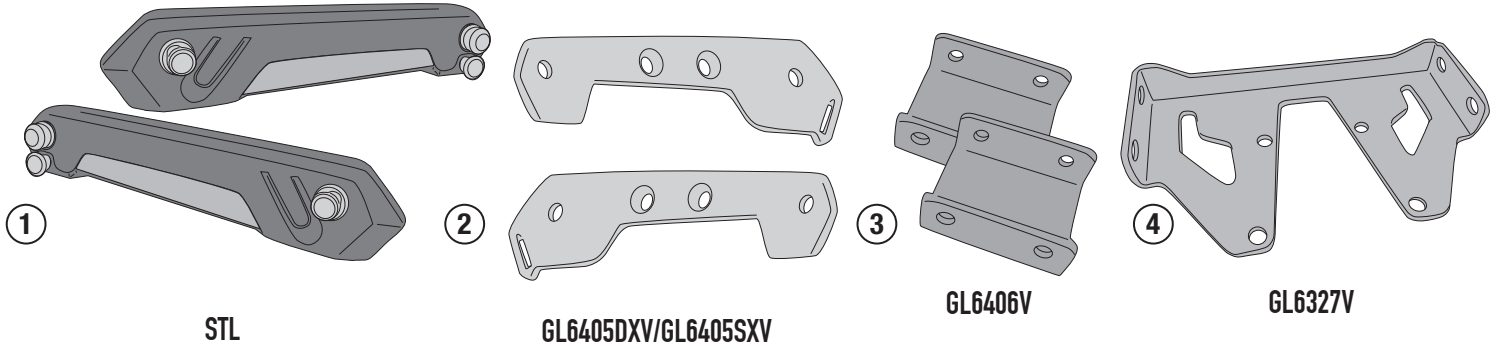
ES_ En caso de que el fijador de roscas se encuentre presente en los tornillos originales, colocarlo nuevamente en el montaje del accesorio

PT_ Se houver trava rosca nos parafusos originais, inserir novamente durante a montagem do acessório

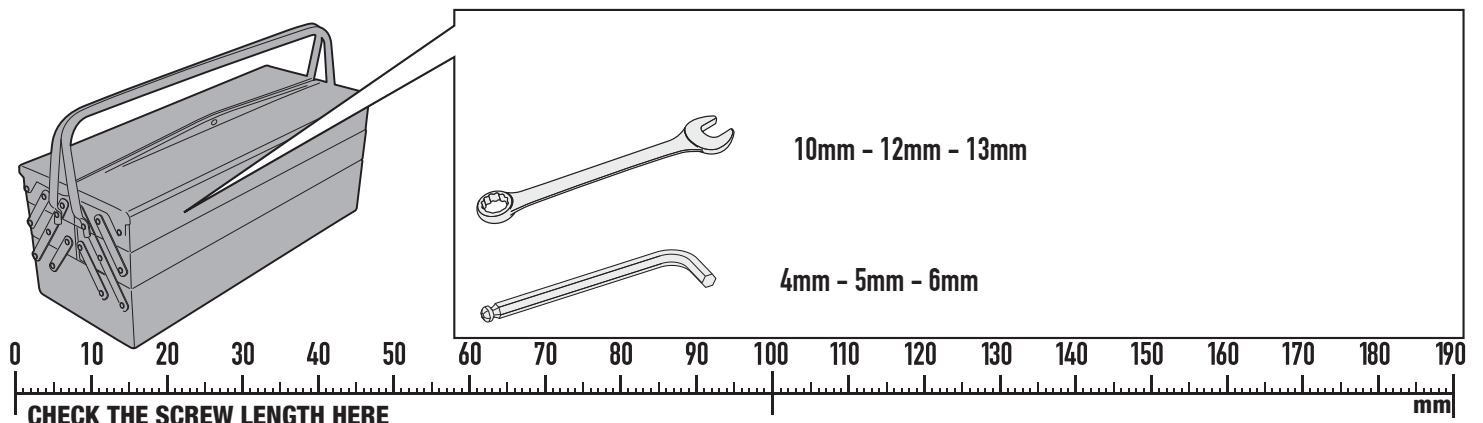
ISTRUZIONI DI MONTAGGIO - MOUNTING INSTRUCTIONS
INSTRUCTIONS DE MONTAGE - BAUANLEITUNG
INSTRUCCIONES DE MONTAJE - INSTRUÇÕES DE MONTAGEM

STL2177 - STL2177K

TELAIETTO LATERALE SPECIFICO - SPECIFIC SADDLEBAG TUBULAR HOLDER - SUPPORT TUBULAIRE POUR SACOCHES CAVALIÈRES - SPEZIAL SEITENTRAEGER FUER WEICHTASCHEN - PORTA ALFORJAS TUBULAR LATERAL - SUPORTE LATERAL DE ALFORGES



- ATTENZIONE : STRINGERE LE VITI SOLO DOPO AVER ULTIMATO IL CORRETTO POSIZIONAMENTO DEI COMPONENTI
- CAUTION : TIGHTEN THE SCREW ONLY AFTER COMPONENTS HAVE BEEN PLACED IN THEIR CORRECT POSITIONS.
- ATTENTION : SERRER LES VIS QUE LORSQUE LES COMPOSANTS ONT ÉTÉ MISES EN POSITION CORRECTE.
- ACHTUNG : SCHRAUBE ERST DANN ANZUZIEHEN, WENN DIE KOMPONENTEN POSITIONIERT SIND.
- ATENCIÓN : APRETAR LOS TORNILLOS SOLO DESPUES DE HABER ULTIMADO EL CORRECTO POSICIONAMIENTO DE LOS COMPONENTES.
- CUIDADO : APERTAR O PARAFUSO SOMENTE DEPOIS QUE COMPONENTES FORAM COLOCADOS NAS POSIÇÕES CORRETAS.

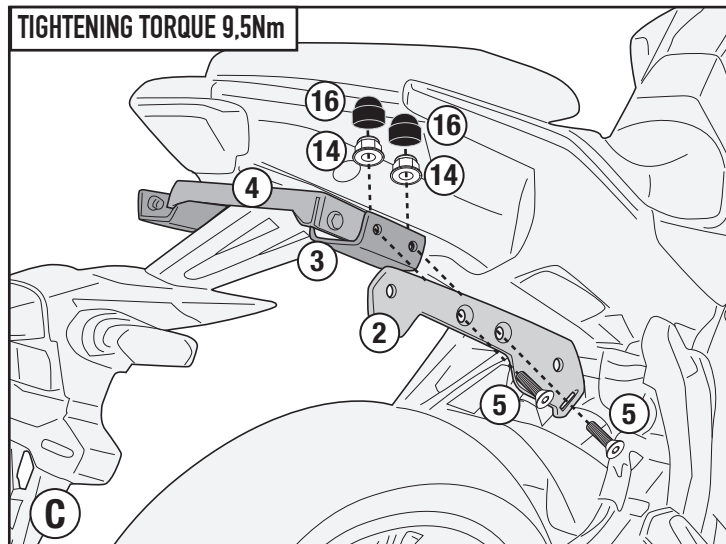
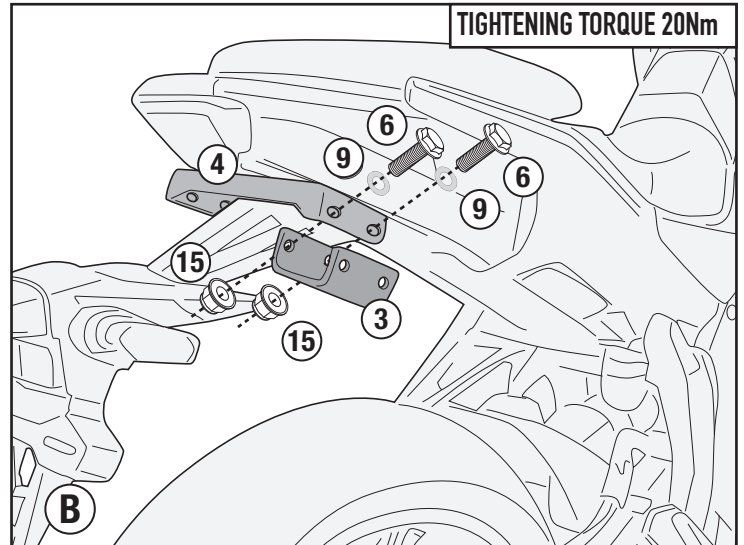
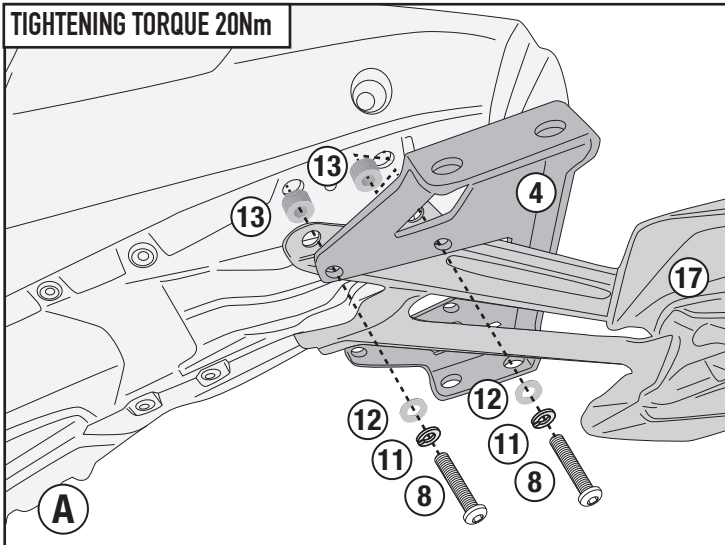


ISTRUZIONI DI MONTAGGIO - MOUNTING INSTRUCTIONS
INSTRUCTIONS DE MONTAGE - BAUANLEITUNG
INSTRUCCIONES DE MONTAJE - INSTRUÇÕES DE MONTAGEM

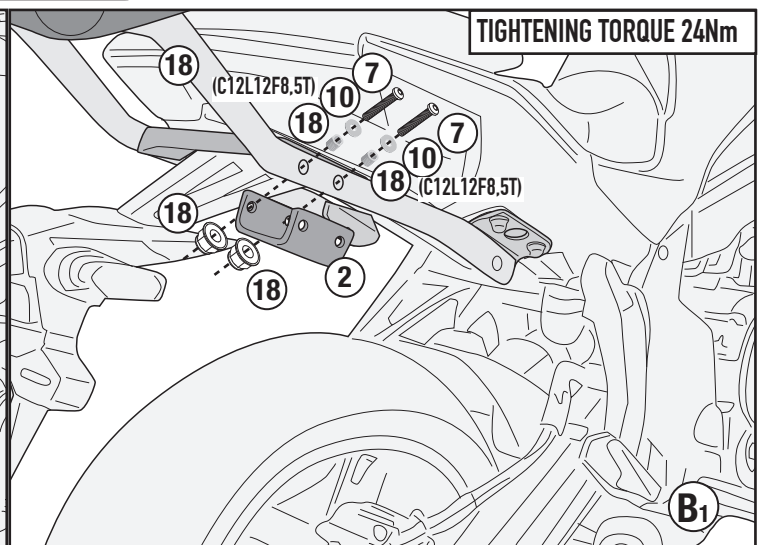
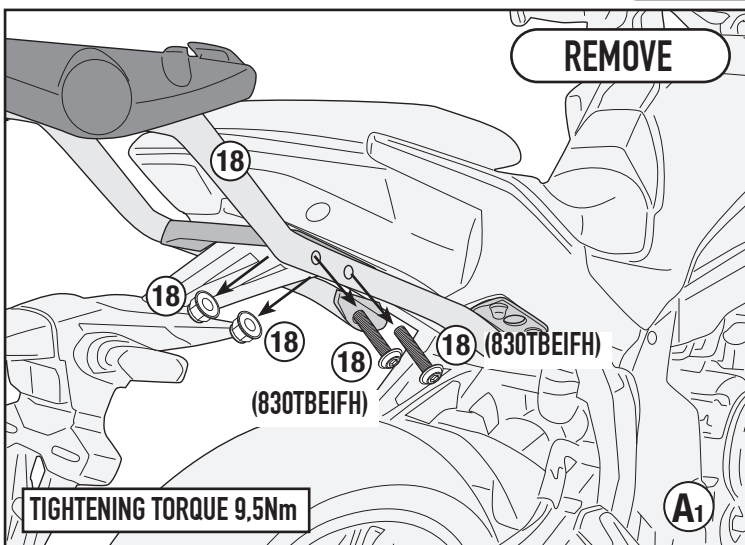
STL2177 - STL2177K

TELAIETTO LATERALE SPECIFICO - SPECIFIC SADDLEBAG TUBULAR HOLDER - SUPPORT TUBULAIRE POUR SACOCHES CAVALIÈRES - SPEZIAL SEITENTRAEGER FUER WEICHTASCHEN - PORTA ALFORJAS TUBULAR LATERAL - SUPORTE LATERAL DE ALFORGES

ONLY STL2177

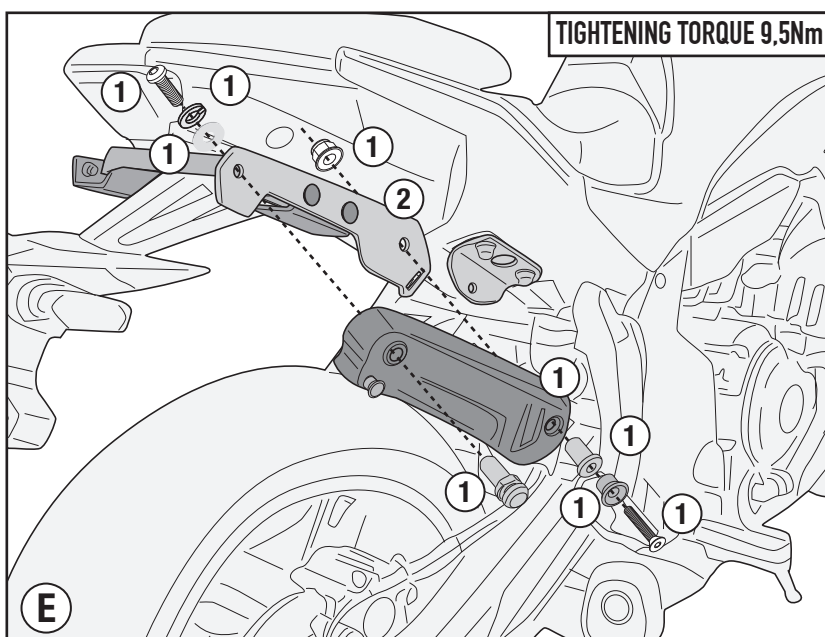
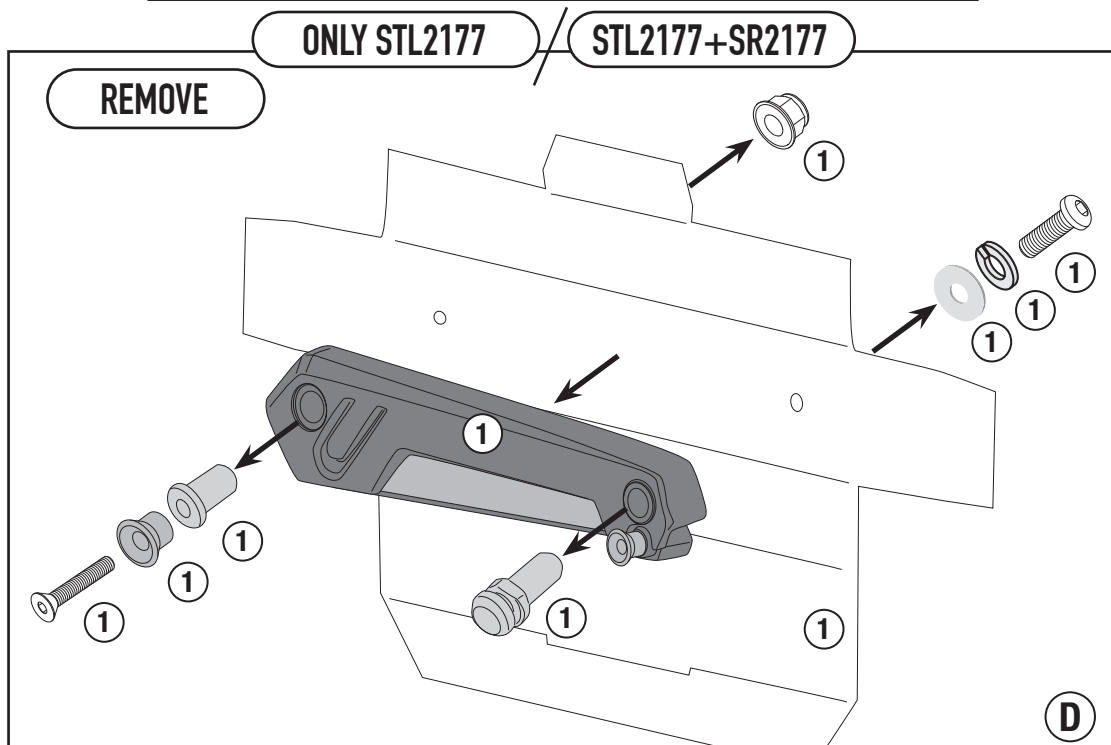
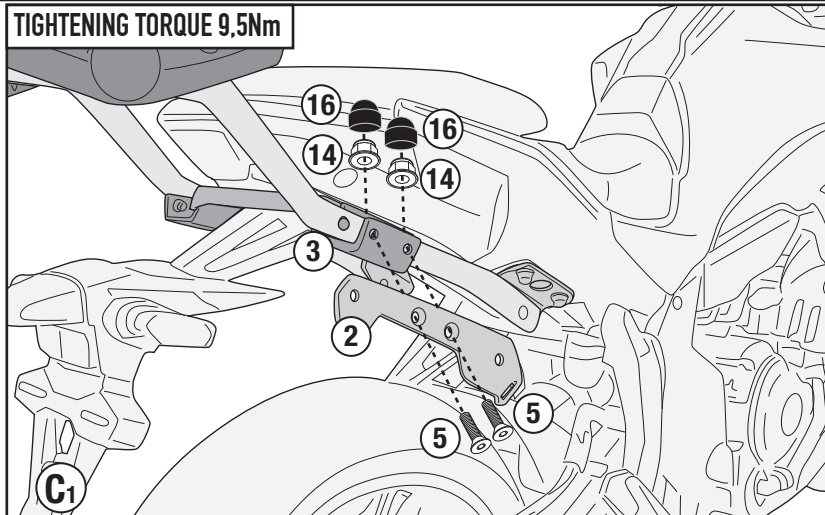


STL2177+SR2177



STL2177 - STL2177K

TELAIETTO LATERALE SPECIFICO - SPECIFIC SADDLEBAG TUBULAR HOLDER - SUPPORT TUBULAIRE POUR SACOCHES CAVALIÈRES - SPEZIAL SEITENTRAEGER FUER WEICHTASCHEN - PORTA ALFORJAS TUBULAR LATERAL - SUPORTE LATERAL DE ALFORGES

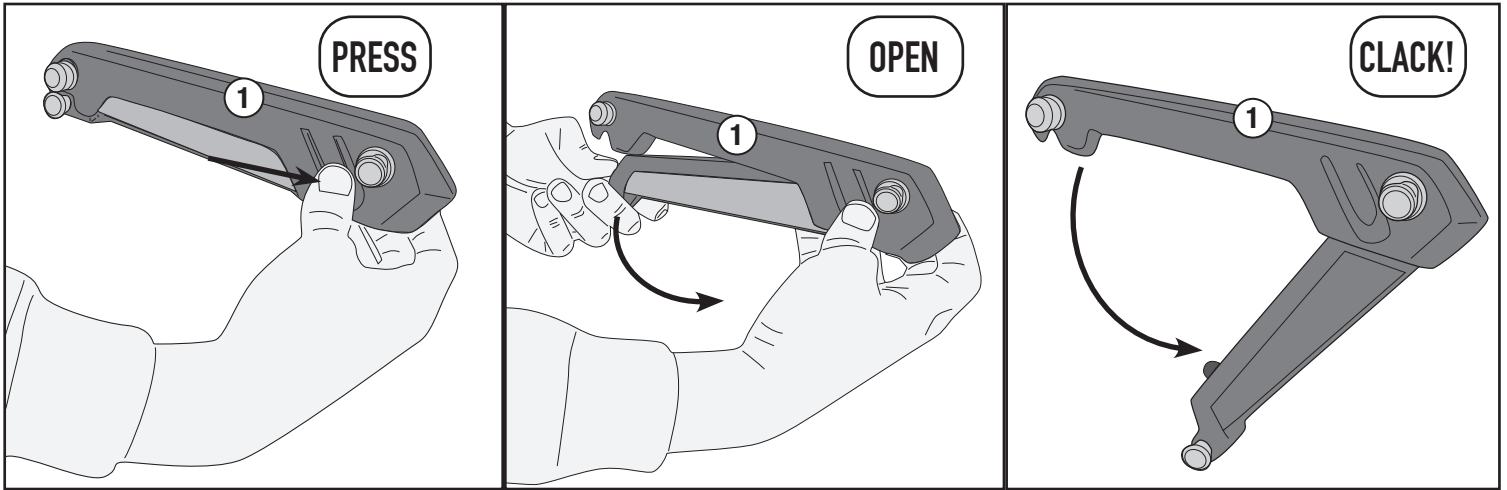


ISTRUZIONI DI MONTAGGIO - MOUNTING INSTRUCTIONS
INSTRUCTIONS DE MONTAGE - BAUANLEITUNG
INSTRUCCIONES DE MONTAJE - INSTRUÇÕES DE MONTAGEM

STL2177 - STL2177K

TELAIETTO LATERALE SPECIFICO - SPECIFIC SADDLEBAG TUBULAR HOLDER - SUPPORT TUBULAIRE POUR SACOCHES CAVALIÈRES - SPEZIAL SEITENTRAEGER FUER WEICHTASCHEN - PORTA ALFORJAS TUBULAR LATERAL - SUPORTE LATERAL DE ALFORGES

PER APRIRE / TO OPEN / ZUM ÖFFNEN
POUR OUVRIR / PARA ABRIR / PARA ABRIR



PER CHIUDERE / TO CLOSE / ZUM SCHLIESSEN
POUR FERMER / PARA CERRAR / PARA ENCERRAR

