
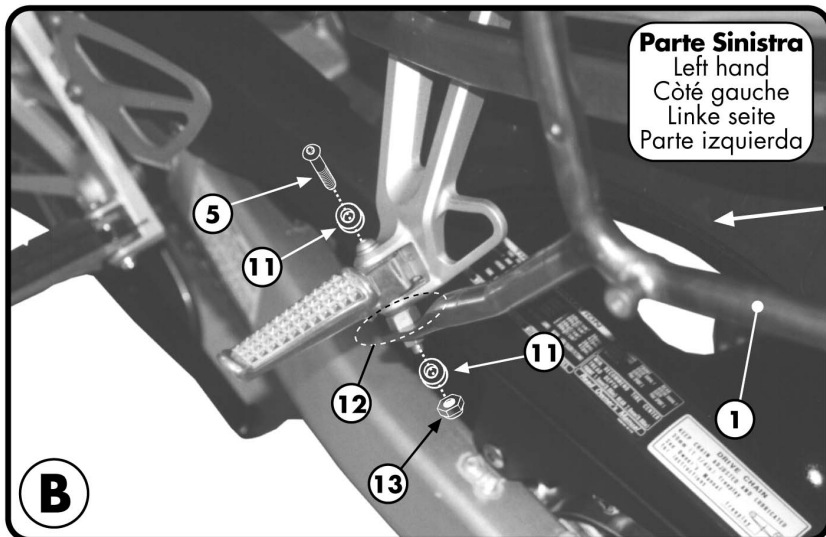
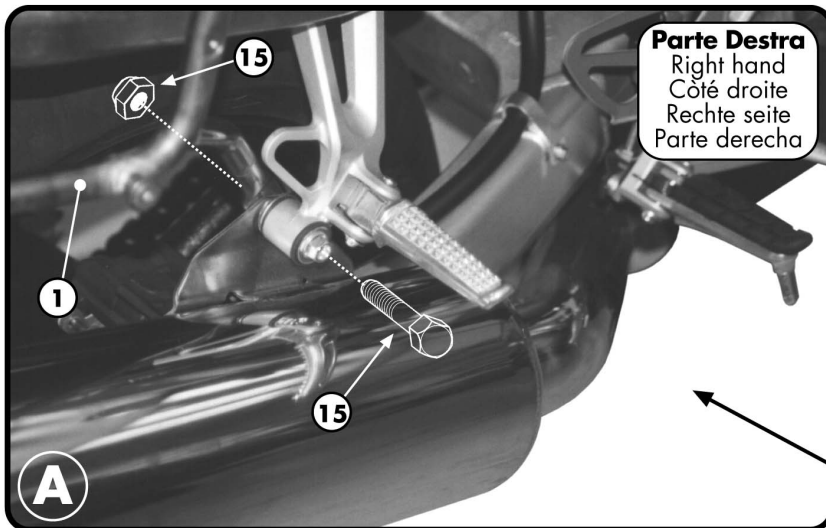
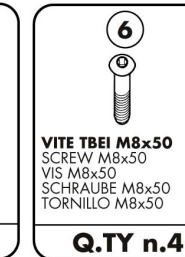
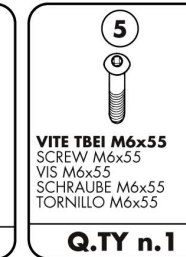

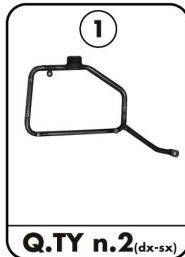


PORTAVALIGIE LATERALE SPECIFICO - SPECIFIC TUBULAR SIDE-CASE HOLDER  
 PORTE-VALISES LATÉRAUX SPECIFIQUE - SPEZIFISCHES STAHLROHR-SEITENTRÄGER  
 PORTA-EQUIPAJE LATERAL ESPECIFICO

# HONDA CBR600F '01/'02

ISTRUZIONI DI MONTAGGIO - MOUNTING INSTRUCTIONS  
 INSTRUCTIONS DE MONTAGE - BAUANLEITUNG - ISTRUCCIONES DE MONTAJE



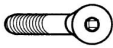
**PRIMA** di montare i portavaligia laterali é necessario aver **già** montato il portavaligia centrale  
**Before** mounting the tubular side-case holder it is **necessary** to mount the top case carrier  
**Avant** de monter les supports valises il est **nécessaire** de monter le porte paquet central  
**Bevor** Sie die Seitenträger montieren, muß der Topcase Träger montiert werden  
 Montar el portamaletas central **ANTES** de montar los portamaletas laterales

PORTAVALIGIE LATERALE SPECIFICO - SPECIFIC TUBULAR SIDE-CASE HOLDER  
 PORTE-VALISES LATÉRAUX SPÉCIFIQUE - SPEZIFISCHES STAHLROHR-SEITENTRÄGER  
 PORTA-EQUIPAJE LATERAL ESPECIFICO

# HONDA CBR600F '01/'02

ISTRUZIONI DI MONTAGGIO - MOUNTING INSTRUCTIONS  
 INSTRUCTIONS DE MONTAGE - BAUANLEITUNG - ISTRUCCIONES DE MONTAJE

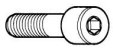
**7**



**VITE TSCEI M6x45**  
 SCREW M6x45  
 VIS M6x45  
 SCHRAUBE M6x45  
 TORNILLO M6x45

**Q.TY n.2**


**8**



**VITE TCEI M8x40**  
 SCREW M8x40  
 VIS M8x40  
 SCHRAUBE M8x40  
 TORNILLO M8x40

**Q.TY n.2**


**9**



**RONDELLA Ø8**  
 WASHER Ø8  
 RONDELLE Ø8  
 SCHEIBE Ø8  
 ARANDELA Ø8

**Q.TY n.2**


**10**



**RONDELLA Ø8x14**  
 WASHER Ø8x14  
 RONDELLE Ø8x14  
 SCHEIBE Ø8x14  
 ARANDELA Ø8x14

**Q.TY n.6**

**11**



**RONDELLA Ø6**  
 WASHER Ø6  
 RONDELLE Ø6  
 SCHEIBE Ø6  
 ARANDELA Ø6

**Q.TY n.2**

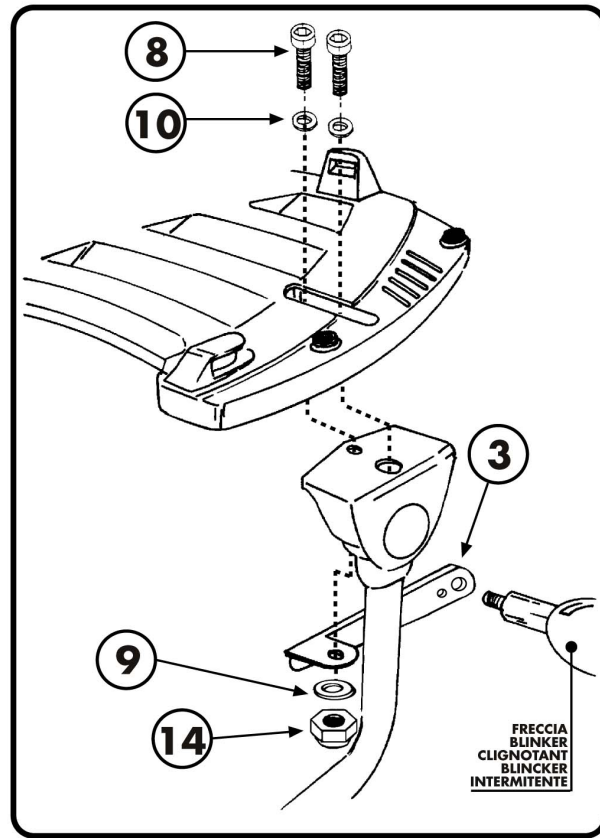


**12**



**V 311**

**DISTANZIALE Ø14x10**  
 ribassato Ø10x4, foro filetto M6  
**filetto M6**  
 SPACER  
 ENTRETROISE  
 DISTANZSTUECK  
 DISTANCIADOR

**Q.TY n.1**




**13**



**DADO A.B. M6**  
 BOLT M6  
 ECROU M6  
 MUTTER M6  
 TUERCA M6

**Q.TY n.1**

**14**



**DADO A.B. M8**  
 BOLT M8  
 ECROU M8  
 MUTTER M8  
 TUERCA M8

**Q.TY n.2**

**15**

**COMPONENTI ORIGINALI**  
 ORIGINAL PARTS  
 ORIGINAL BAUTEILE  
 PARTIES ORIGINALES  
 COMPONENTES ORIGINALES

**Q.TY n.-**

**MONTAGGIO FRECCIE POSTERIORI**  
 è necessario prolungare i cavi

**MOUNTING OF THE REAR BLINKERS**  
 it is necessary to extend the wires

**MONTAGE DES CLIGNOTANTS POSTERIEURES**  
 c'est necessaيرة prolonger les cables

**MONTAGE DER HINTEREN BLINKER**  
 Es ist notwendig, die Kabeln zu verlängern

**MONTAJE FLECHAS POSTERIORES**  
 es necesario extender los cables