



## Size chart

We have split the size charts PER BRAND as most brands create their own size charts. It's important to take your measurements with a tape measure and measure above your underwear.

You will find the following size charts:

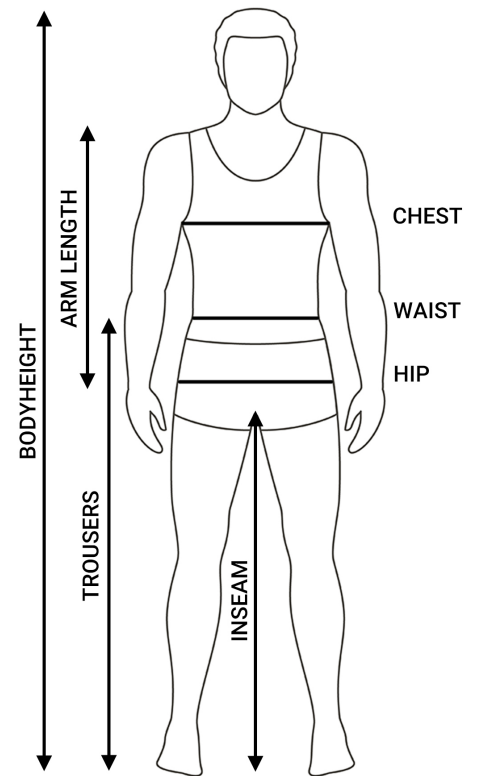
JACKETS	MEN	STANDARD SIZES	2
JACKETS	WOMEN	STANDARD SIZES	3
PANTS	MEN	STANDARD SIZES	4
		LONG SIZES	4
		SHORT SIZES	4
JEANS	MEN	STANDARD SIZES	5
		LONG SIZES	5
		SHORT SIZES	5
PANTS	WOMEN	STANDARD SIZES	6
		LONG SIZES	6
		SHORT SIZES	6
JEANS	WOMEN	STANDARD SIZES	7
		LONG SIZES	7
		SHORT SIZES	7
GLOVES	MEN		8
	WOMEN		8



## Size chart

<b>BODYHEIGHT</b>	Measure from the top of your head to your toe.
<b>ARM LENGTH</b>	Measure from the shoulder to the wrist.
<b>INSEAM</b>	Measure straight down the inside leg from the crotch to the ankle.
<b>CHEST</b>	Measure around the fullest part of your chest.
<b>WAIST</b>	Measure around the top of the hip bones.
<b>HIP</b>	Measure around the widest part of your hips below the waist.
<b>TROUSERS</b>	Measure from the waist to the sole of the foot (without shoes).

All sizes are mentioned in cm.



### MEN'S JACKETS

	CHEST	WAIST	HIP
44	86 - 90	76-79	92 - 94
46	91 - 94	80 - 83	95 - 98
48	95 - 98	84 - 87	98 - 101
50	99 - 102	88 - 91	101 - 104
52	103 - 106	92 - 95	105 - 108
54	107 - 110	96 - 100	109 - 112
56	111 - 114	101 - 105	112 - 116
58	115 - 118	106 - 110	117 - 120
60	119 - 122	111 - 115	121 - 124
62	123 - 128	116 - 120	125 - 128
64	129 - 134	121 - 125	129 - 132
66	135 - 140	126 - 130	133 - 136
68	141 - 146	131 - 135	137 - 140

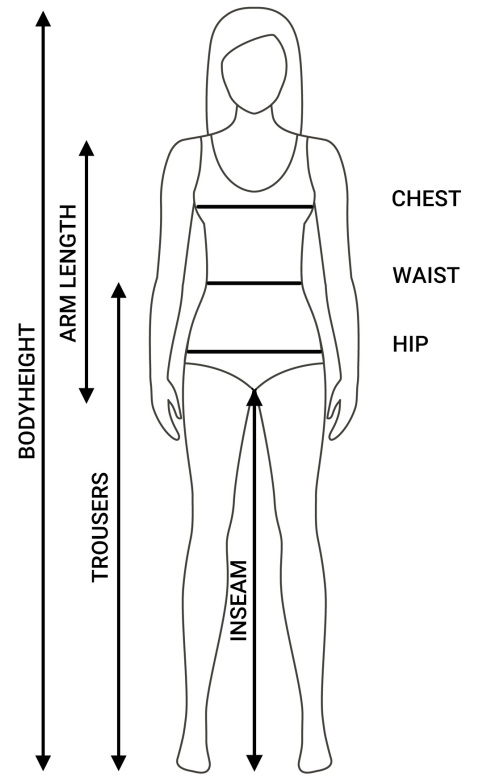
	CHEST	WAIST	HIP	
S	44/46	86 - 94	76 - 83	92 - 98
M	48/50	95 - 100	84 - 89	98 - 103
L	50/52	101 - 106	90 - 95	103 - 108
XL	54/56	107 - 112	96 - 102	109 - 114
XXL	56/58	113 - 118	103 - 110	115 - 120
3XL	60/62	119 - 124	111 - 117	121 - 125
4XL	62/64	125 - 130	118 - 123	126 - 130
5XL	64/66	131 - 138	124 - 129	131 - 135
6XL	66/68	139 - 146	130 - 135	136 - 140



# Size chart

- BODYHEIGHT** Measure from the top of your head to your toe.
- ARM LENGTH** Measure from the shoulder to the wrist.
- INSEAM** Measure straight down the inside leg from the crotch to the ankle.
- CHEST** Measure around the fullest part of your chest.
- WAIST** Measure around the top of the hip bones.
- HIP** Measure around the widest part of your hips below the waist.
- TROUSERS** Measure from the waist to the sole of the foot (without shoes).

All sizes are mentioned in cm.



## WOMEN'S JACKETS

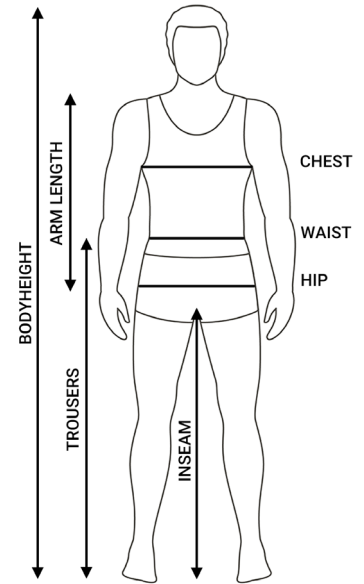
	CHEST	WAIST	HIP
34	79 - 82	63 - 66	89 - 91
36	83 - 86	67 - 70	92 - 95
38	87 - 90	71 - 74	96 - 98
40	91 - 94	75 - 78	99 - 101
42	95 - 98	79 - 82	102 - 104
44	99 - 103	83 - 87	105 - 108
46	104 - 108	88 - 92	109 - 112
48	109 - 113	93 - 97	113 - 116



## Size chart

- BODYHEIGHT** Measure from the top of your head to your toe.
- ARM LENGTH** Measure from the shoulder to the wrist.
- INSEAM** Measure straight down the inside leg from the crotch to the ankle.
- CHEST** Measure around the fullest part of your chest.
- WAIST** Measure around the top of the hip bones.
- HIP** Measure around the widest part of your hips below the waist.
- TROUSERS** Measure from the waist to the sole of the foot (without shoes).

All sizes are mentioned in cm.



### MEN'S PANTS STANDARD SIZES

	HIP	INSEAM	BODYHEIGHT
44	92 - 94	79 - 81	177 - 179
46	95 - 98	80 - 82	178 - 180
48	98 - 101	80 - 82	179 - 181
50	101 - 104	81 - 83	180 - 182
52	105 - 108	82 - 84	181 - 183
54	109 - 112	83 - 85	182 - 184
56	112 - 116	84 - 86	183 - 185
58	117 - 120	85 - 87	184 - 186
60	121 - 124	86 - 88	185 - 187
62	125 - 128	87 - 89	186 - 188
64	129 - 132	88 - 90	187 - 189
66	133 - 136	88 - 90	187 - 189
68	137 - 140	88 - 90	187 - 189

### MEN'S PANTS STANDARD SIZES

	HIP	INSEAM	BODYHEIGHT	
S	44/46	92 - 98	79 - 82	177 - 180
M	48/50	98 - 103	80 - 83	179 - 182
L	50/52	103 - 108	81 - 84	180 - 183
XL	54/56	109 - 114	83 - 86	182 - 185
XXL	56/58	115 - 120	84 - 87	183 - 186
3XL	60/62	121 - 125	86 - 89	185 - 188
4XL	62/64	126 - 130	87 - 90	186 - 189
5XL	64/66	131 - 135	88 - 90	187 - 189
6XL	66/68	136 - 140	88 - 90	187 - 189

### MEN'S PANTS LONG SIZES

	HIP	INSEAM	BODYHEIGHT
48	98 - 101	85 - 87	189 - 191
50	101 - 104	86 - 88	190 - 192
52	105 - 108	87 - 89	191 - 193
54	109 - 112	88 - 90	192 - 194
56	112 - 116	89 - 91	193 - 195

### MEN'S PANTS LONG SIZES

	HIP	INSEAM	BODYHEIGHT	
M	48/50	98 - 103	85 - 88	189 - 192
L	50/52	103 - 108	86 - 89	190 - 193
XL	54/56	109 - 114	88 - 91	192 - 195
XXL	56/58	115 - 120	89 - 92	193 - 196
3XL	60/62	121 - 125	91 - 94	195 - 198

### MEN'S PANTS SHORT SIZES

	HIP	INSEAM	BODYHEIGHT
48	98 - 101	75 - 77	169 - 171
50	101 - 104	76 - 78	170 - 172
52	105 - 108	77 - 79	171 - 173
54	109 - 112	78 - 80	172 - 174
56	112 - 116	79 - 81	173 - 175
58	117 - 120	80 - 82	174 - 176
60	121 - 124	81 - 83	175 - 177

### MEN'S PANTS SHORT SIZES

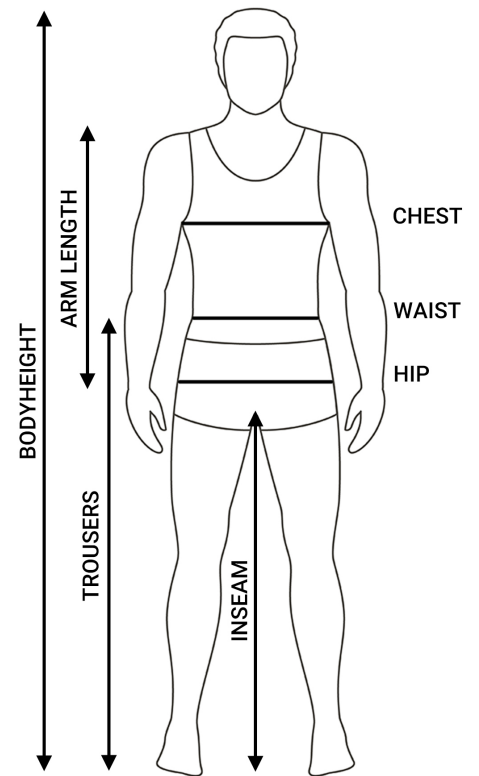
	HIP	INSEAM	BODYHEIGHT	
S	46	94 - 98	75 - 77	168 - 170
M	48/50	98 - 103	75 - 78	169 - 172
L	50/52	103 - 108	76 - 79	170 - 173
XL	54/56	109 - 114	78 - 81	172 - 175
XXL	56/58	115 - 120	79 - 82	173 - 176
3XL	60/62	121 - 125	81 - 84	175 - 178
4XL	62/64	126 - 130	82 - 85	176 - 179



## Size chart

<b>BODYHEIGHT</b>	Measure from the top of your head to your toe.
<b>ARM LENGTH</b>	Measure from the shoulder to the wrist.
<b>INSEAM</b>	Measure straight down the inside leg from the crotch to the ankle.
<b>CHEST</b>	Measure around the fullest part of your chest.
<b>WAIST</b>	Measure around the top of the hip bones.
<b>HIP</b>	Measure around the widest part of your hips below the waist.
<b>TROUSERS</b>	Measure from the waist to the sole of the foot (without shoes).

All sizes are mentioned in cm.



### MEN'S JEANS

	HIP	INSEAM
28	92 - 94	79 - 81
30 - 31	95 - 98	80 - 82
31 - 32	98 - 101	80 - 82
32 - 33	101 - 104	81 - 83
34	105 - 108	82 - 84
36	109 - 112	83 - 85
38	112 - 116	84 - 86

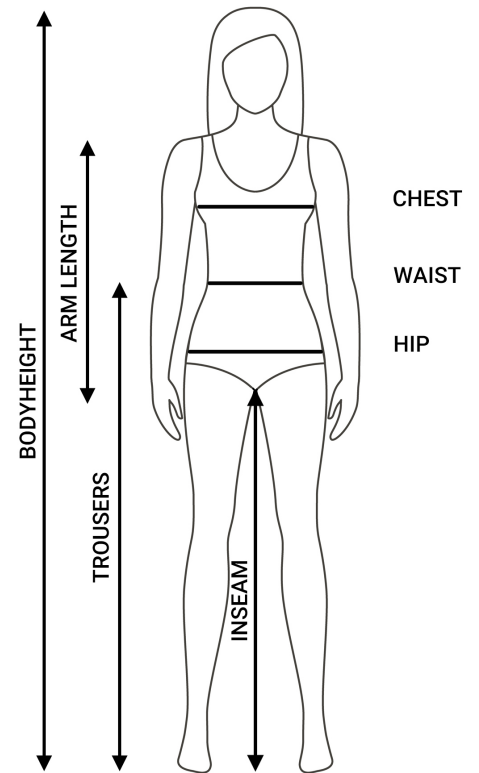
	INSEAM INCH	INSEAM CM
KORT	32 INCH	81,5
STANDAARD	34 INCH	86,5
LANG	36 INCH	91,5



## Size chart

<b>BODYHEIGHT</b>	Measure from the top of your head to your toe.
<b>ARM LENGTH</b>	Measure from the shoulder to the wrist.
<b>INSEAM</b>	Measure straight down the inside leg from the crotch to the ankle.
<b>CHEST</b>	Measure around the fullest part of your chest.
<b>WAIST</b>	Measure around the top of the hip bones.
<b>HIP</b>	Measure around the widest part of your hips below the waist.
<b>TROUSERS</b>	Measure from the waist to the sole of the foot (without shoes).

All sizes are mentioned in cm.



### WOMEN'S PANTS STANDARD SIZES

Based on a length of 168 cm.

	HIP	INSEAM
34	89 - 91	78 - 80
36	92 - 95	78 - 80
38	96 - 98	78 - 80
40	99 - 101	78 - 80
42	102 - 104	78 - 80
44	105 - 108	78 - 80
46	109 - 112	78 - 80
48	113 - 116	78 - 80

### WOMEN'S PANTS LONG SIZES

Based on a length of 176 cm.

	HIP	INSEAM
36	92 - 95	82 - 84
38	96 - 98	82 - 84
40	99 - 101	82 - 84
42	102 - 104	82 - 84

### WOMEN'S PANTS SHORT SIZES

Based on a length of 160 cm.

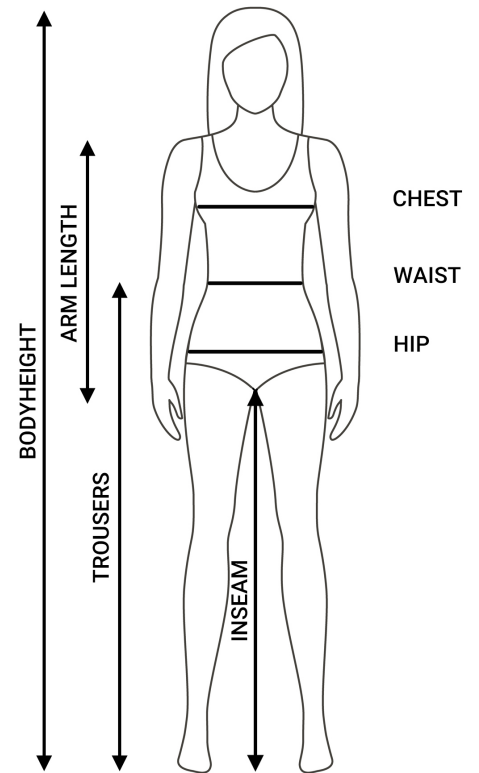
	HIP	INSEAM
36	92 - 95	73 - 75
38	96 - 98	73 - 75
40	99 - 101	73 - 75
42	102 - 104	73 - 75
44	105 - 108	73 - 75



## Size chart

<b>BODYHEIGHT</b>	Measure from the top of your head to your toe.
<b>ARM LENGTH</b>	Measure from the shoulder to the wrist.
<b>INSEAM</b>	Measure straight down the inside leg from the crotch to the ankle.
<b>CHEST</b>	Measure around the fullest part of your chest.
<b>WAIST</b>	Measure around the top of the hip bones.
<b>HIP</b>	Measure around the widest part of your hips below the waist.
<b>TROUSERS</b>	Measure from the waist to the sole of the foot (without shoes).

All sizes are mentioned in cm.



### WOMEN'S JEANS

	HIP	INSEAM
24 - 25	85 - 88	78 - 80
26	89 - 91	78 - 80
27 - 28	92 - 95	78 - 80
29	96 - 98	78 - 80
30 - 31	99 - 101	78 - 80
32	102 - 104	78 - 80
33 - 34	105 - 108	78 - 80

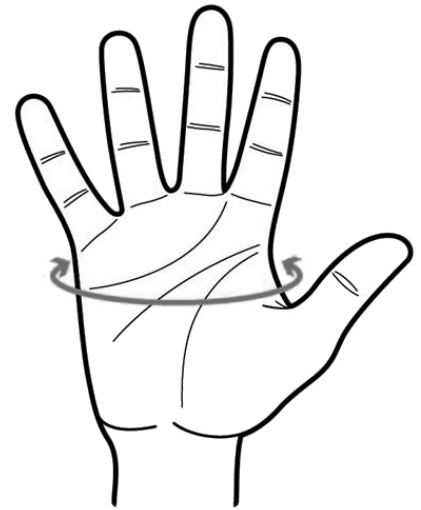
	INSEAM INCH	INSEAM CM
STANDAARD	32 INCH	81,5
LANG	34 INCH	86,5



## Size chart

**HAND** Measure without the thumb. Do not tighten the tape measure.

All sizes are mentioned in cm.



### MEN GLOVE SIZES

HAND		
6,5		16,5
7		17,8
7,5	XS	19
8	S	20,3
8,5	M	21,6
9	L	22,9
9,5	XL	24,15
10	XXL	25,4
10,5	3XL	26,65
11	4XL	27,9

### WOMEN GLOVE SIZES

HAND		
6,5		16,5
7	S	17,8
7,5	M	19
8	L	20,3
8,5	XL	21,6
9		22,9
9,5		24,15
10		25,4
10,5		26,65
11		27,9