

  
cardo

 Bluetooth®  
5.2



# PACKTALK-S

## POCKET GUIDE

EN



# TABLE OF CONTENTS

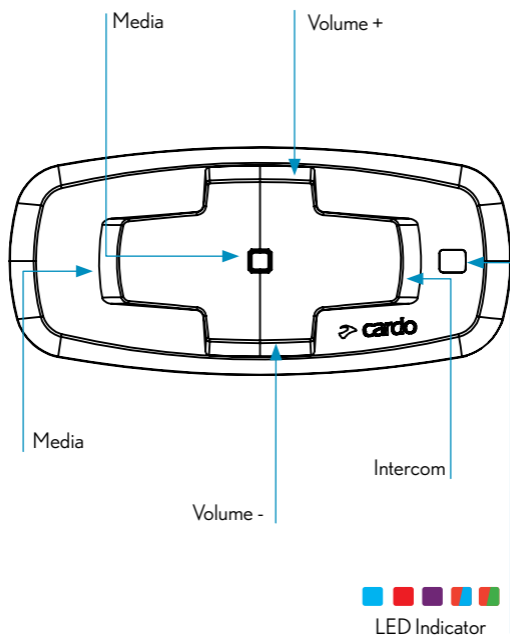
Getting Started .....	3-4
Cardo Connect App .....	5
General .....	6-7
Music .....	8
Radio .....	9-10
Phone Call .....	11
DMC Intercom .....	12

## ADVANCED FEATURES

DMC Intercom .....	13
Universal Bluetooth intercom .....	14
Voice Commands .....	15

## ADVANCED BUTTONS CONTROL

Device pairing (GPS/TFT/Phone) .....	16
--------------------------------------	----



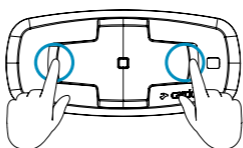
*Press & Hold*



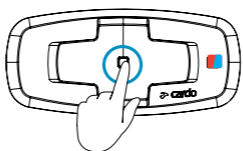
*Number of Taps*

# Getting Started

## On / Off



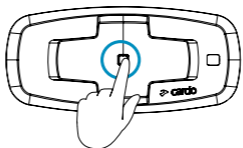
## Phone Pairing



LED Red & Blue 



## Stop Phone Pairing

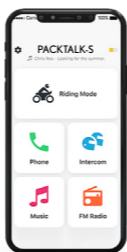




Download



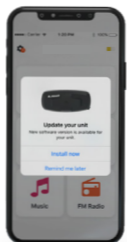
Register and Activate



Choose Language

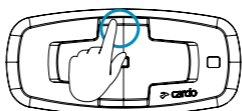


Update Software



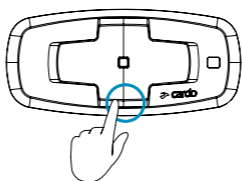
 Volume Up

---



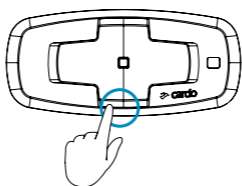
 Volume Down

---



 Mute / Unmute Microphone

---



 Voice Assistant

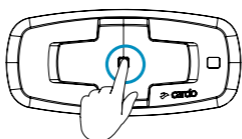
---



Siri



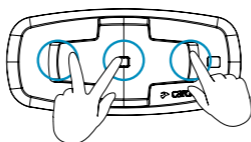
Google  
Assistant





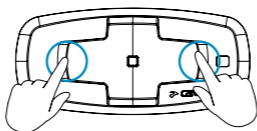
Factory Reset

---

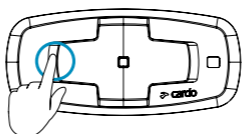


Reboot

---

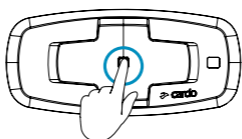


▶ On



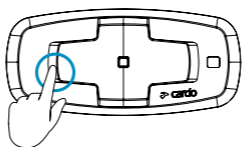
x1  
Tap

■ Off



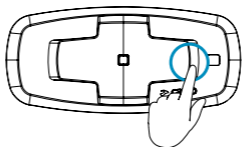
x1  
Tap

▶ Next



x1  
Tap

◀ Previous

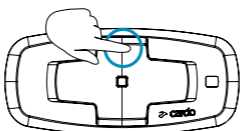


x1  
Tap

Share/Stop Sharing

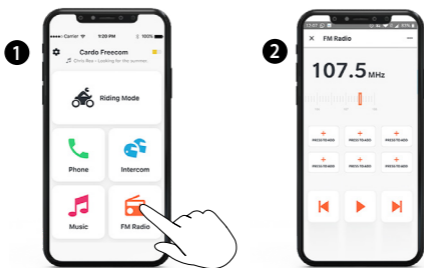
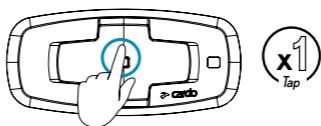
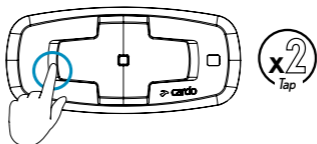
🎵 Music

☎ Phone Call

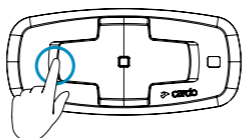


2  
Sec

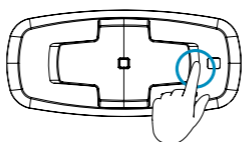
# Radio



## ▶▶ Next Preset

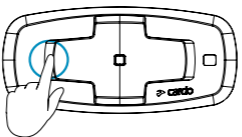


## ◀◀ Previous Preset

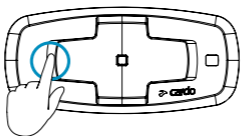


## Switch Sources

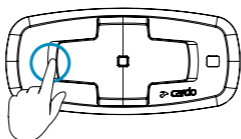
### Music/Radio toggle



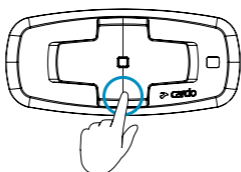
## »» Automatic radio tuning



## Answer / End Call



## Ignore

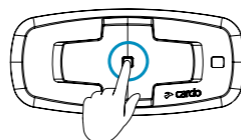


## Speed Dial

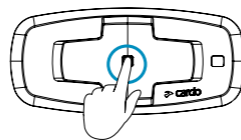
### Set Number



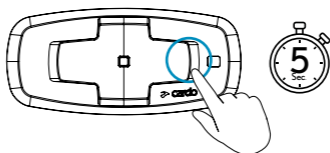
## Call Speed Dial




## Redial




 Grouping

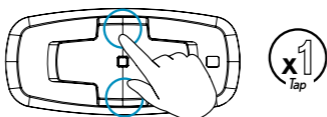


LED Red and Green 

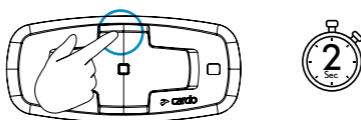
Grouping Success

LED Purple 

 Mute / Unmute Group




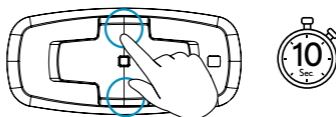
 Share Call



Switch Source

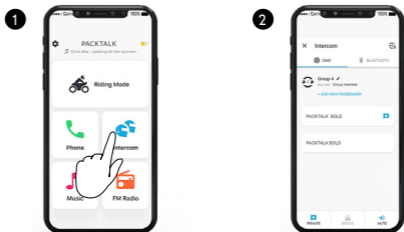
 DMC to Bluetooth®

 Bluetooth® to DMC

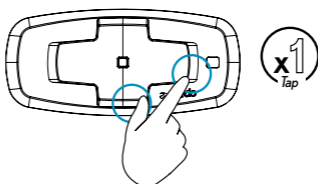




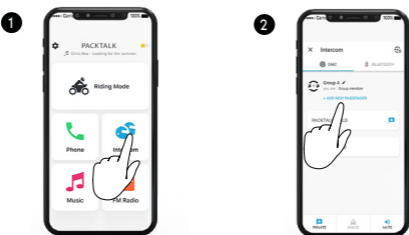
## Set Private Chat Partner



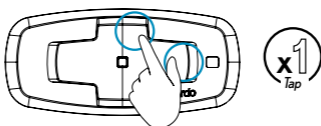
## Start/Stop Private Chat



## Add Bluetooth passenger

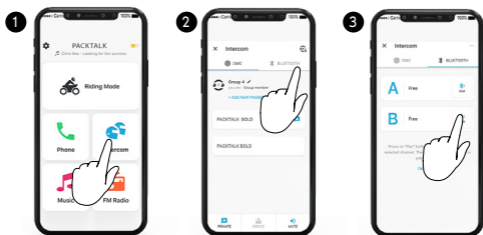


## Start/Stop Passenger Intercom

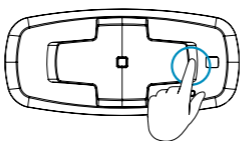




## Bluetooth Intercom Pairing



## Start / Stop Intercom



When paired to Rider A and Rider B the intercom will start/stop with both channels



- Answer
- Ignore
- "Hey Cardo, end call"
- "Hey Cardo, speed dial"
- "Hey Cardo, redial number"



- "Hey Cardo, music on"
- "Hey Cardo, music off"
- "Hey Cardo, next track"
- "Hey Cardo, previous track"
- "Hey Cardo, share music"



- "Hey Cardo, radio on"
- "Hey Cardo, radio off"
- "Hey Cardo, next station"
- "Hey Cardo, previous station"



- "Hey Cardo, call intercom"
- "Hey Cardo, end intercom"



- "Hey Siri"
- "Ok Google"



- "Hey Cardo, volume up"
- "Hey Cardo, volume down"
- "Hey Cardo, mute audio"
- "Hey Cardo, unmute audio"

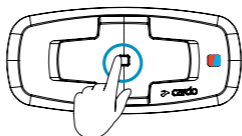


- "Hey Cardo, battery status"

# ADVANCED BUTTONS CONTROL

Device pairing (GPS/TFT/Phone)

## 1 Step 1

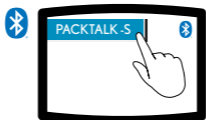


LED Red and Blue

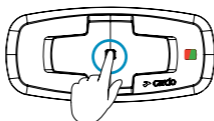


## 2 Step 2

GPS



Phone 1



LED Red and Green



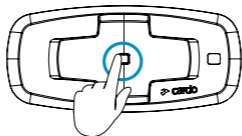
TFT



Phone 2



## Stop Pairing





# STAY IN TOUCH



Cardo Support

.....

Follow Cardo

