



PACKTALK EDGE

POCKET GUIDE

EN/DE/FR/NL

SOUND BY

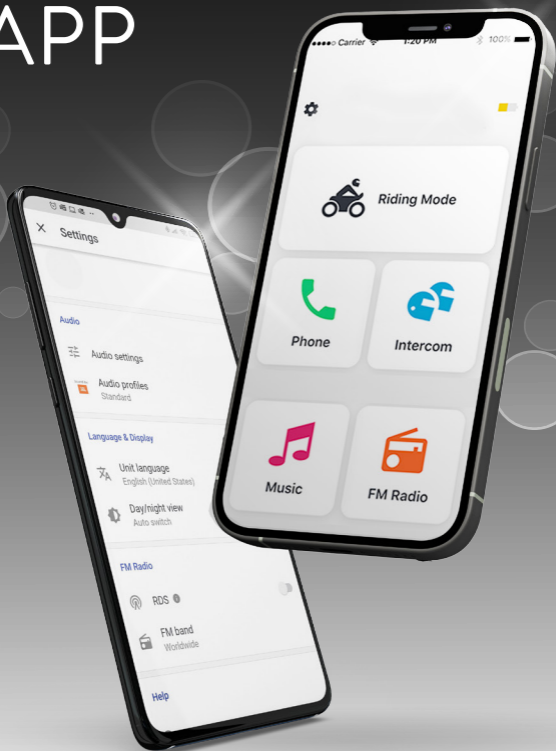


DYNAMIC
MESH
COMMUNICATION



OPERATED BY
NATURAL VOICE

 **cardo**[®]
**CONNECT
APP**



Cardo Connect
App



1-2

Getting Started | Erste Schritte | Démarrage | Aan de Slag

3

Cardo Connect App

4

General | Allgemein | Fonctions générales | Algemeen

5-6

Radio

7

Music | Musik | Musique | Muziek

8

Switch Source | Quelle wechseln | Changer de source | Bron wisselen

9

Phone Call | Telefongespräch | Appel téléphonique | Telefoongesprek

10

DMC Intercom | DMC-Sprechanlage | Intercom DMC | DMC Intercom

Advanced Features | Erweiterte Funktionen | Fonctionnalités avancées | Geavanceerde functies

11

Music Sharing | Musik teilen | Partage de musique | Muziek delen

12

DMC Intercom | DMC-Sprechanlage | Intercom DMC | DMC Intercom

13

Phone Call | Telefongespräch | Appel téléphonique | Telefoongesprek

14

GPS Pairing | GPS-Kopplung | Appairage GPS | GPS koppelen

15

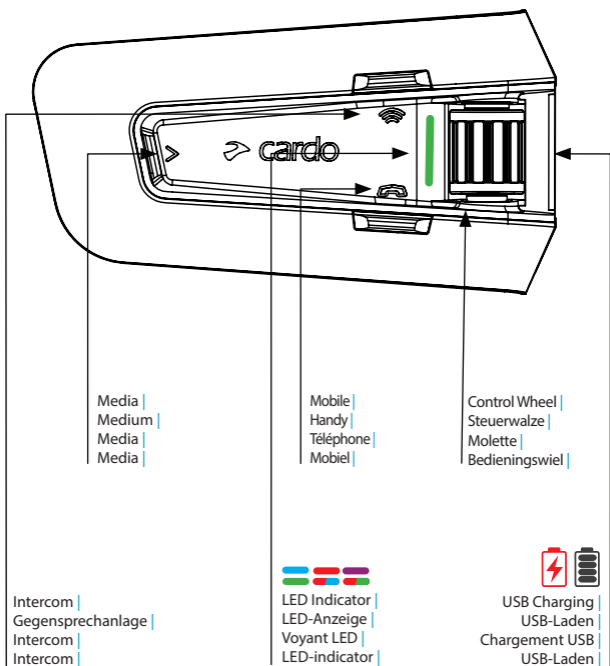
Universal Bluetooth intercom | Universelles Bluetooth-Kommunikationssystem |
Intercom Bluetooth universel | Universele Bluetooth-intercom

16

Reboot | Neustart | Redémarrer | Opnieuw opstarten

17-20

Voice Commands - Always On! | Sprachbefehle – immer an! |
Commandes vocales - Toujours activé ! | Spraakopdrachten - Altijd aan!

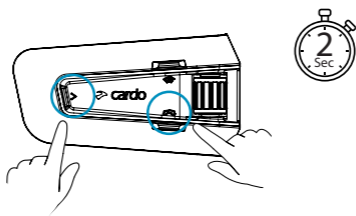



Press & Hold |
Gedrückt halten |
Appuyez & Maintenez |
Ingedrukt houden

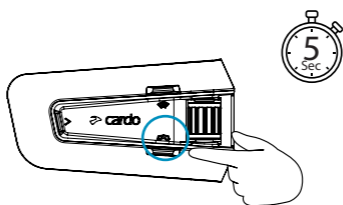


Number of Taps |
Anzahl der Tipps |
Nombre de clics |
Aantal keer tikken

 On / Off | Ein / Aus | On / Off | Aan/Uit



 Phone Pairing | Telefon-Kopplung | Appairage au Téléphone |
Telefoon Koppelen



LED Red & Blue | LED Rot und Blau | LED Rouge & Bleu | Led rood en blauw 

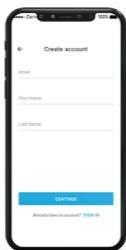




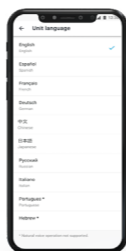
Download | Download | Télécharger | Downloaden



Register | Registrieren | S'enregistrer | Registreren



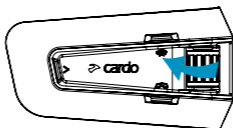
Choose Language | Sprache auswählen | Choisir langue | Taal kiezen



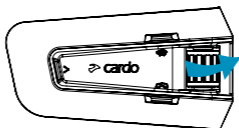
Update Software | Update Software | Actualisation du logiciel | Software bijwerken



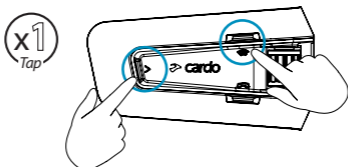
 Volume Up | Lautstärke erhöhen | Augmenter le volume | Volume hoger




 Volume Down | Lautstärke verringern | Baisser le volume | Volume lager



 Mute / Unmute Microphone | Mikrofon stumm-/einschalten |
Activer/désactiver le micro | Microfoon dempen / dempen ongedaan maken



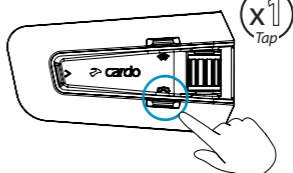
 Voice Assistant | Sprachassistent | Assistant vocal | Spraakassistent



Hey Siri

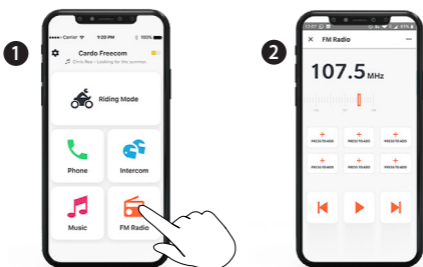


Google
Assistant

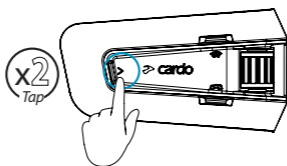




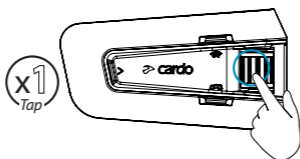
Set Presets | Voreinstellungen festlegen | Définir les pré-réglages |
Voorkeuzezenders instellen



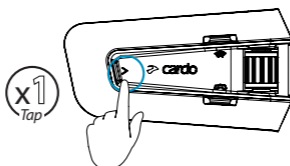
On | Ein | On | Aan



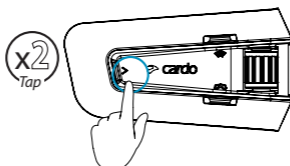
Off | Aus | Off | Uit



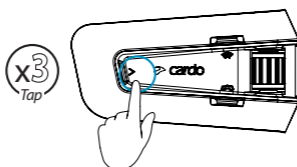
▶ Next Preset | Nächste Voreinstellung | Préréglage suivant |
Volgende voorkeuzezender



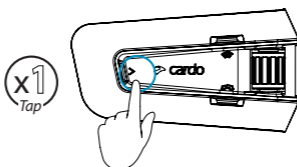
◀ Previous Preset | Frühere Voreinstellung | Préréglage précédent |
Vorige voorkeuzezender



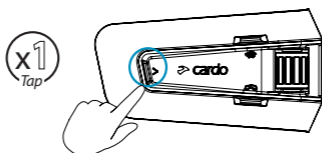
»» Start Scan | Suchlauf starten | Commencer la recherche |
Starten met scannen



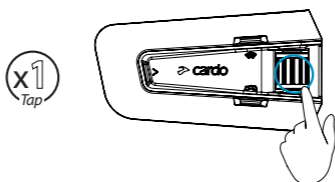
■ Stop Scan | Suchlauf beenden | Arrêter la recherche | Stoppen met scannen



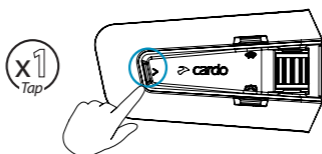
▶ On | Ein | On | Aan



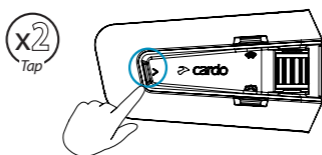
|| Off | Aus | Off | Uit



▶ Next | Weiter | Suivant | Volgende



◀ Previous | Zurück | Précédent | Vorige






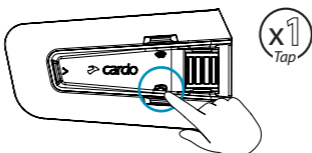
Music to Radio | Musik zu Radio | Musique vers radio | Muziek naar radio



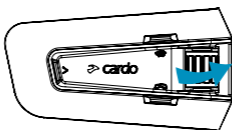
Radio to Music | Radio zu Musik | Radio vers musique | Radio naar muziek




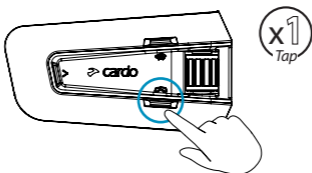
 Answer | Antworten | Répondre | Opnemen




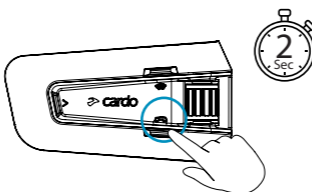
 Ignore | Ignorieren | Ignorer | Negeren



 End Call | Anruf beenden | Raccrocher | Gesprek beëindigen

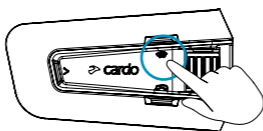


 Redial | Wahl wiederholen | Recomposer le numéro | Nummer herhalen





Grouping | Gruppierung | Regroupement | Groepering



LED Red & Green | LED Rot und Grün |
LED Rouge & Vert | Led rood en groen

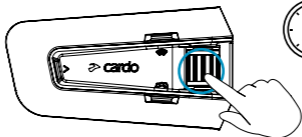


Grouping Success | Gruppierungserfolg |
Regroupement réussi | Groeperen gelukt

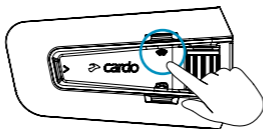
LED Purple | LED Lila |
LED violet | Led paars



Mute / Unmute Group | Gruppe stumm- / einschalten |
Activer / désactiver le groupe | Dempen / Dempen groep opheffen



Share Call | Anruf teilen | Partager l'appel | Telefoongesprek delen



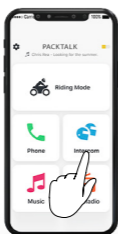
Advanced Features | Erweiterte Funktionen |

Music Sharing | Musik teilen | Partage de musique | Muziek delen

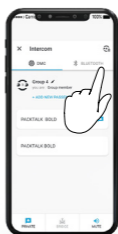


Set Sharing Partner | Freigabepartner festlegen |
Définir le partenaire de partage | Deelpartner instellen

1



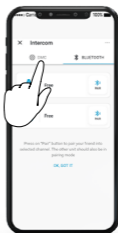
2



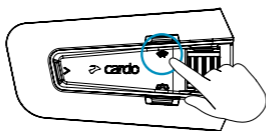
3



4



Start / Stop Sharing | Freigabe Starten / Beenden |
Démarrer / Arrêter le partage | Delen Starten / Stoppen

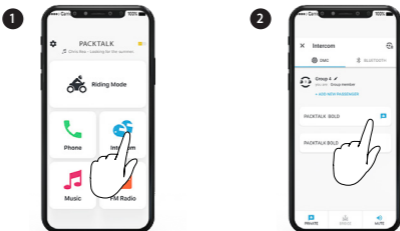


Fonctionnalités avancées | Geavanceerde functies

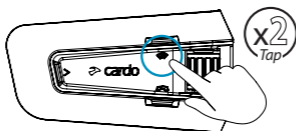
DMC Intercom | DMC-Sprechanlage | Intercom DMC | DMC Intercom



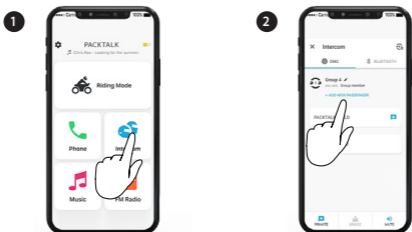
Set Private Chat Partner | Privatchat-Partner festlegen |
Définir un partenaire de chat privé | Privéchatpartner instellen



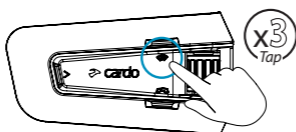
Start / Stop Private Chat | Privaten Chat starten/stoppen |
Démarrer/arrêter le chat privé | Start / Privéchat stoppen



Add Bluetooth passenger | Bluetooth-Beifahrer hinzufügen |
Ajouter un passager Bluetooth | Bluetooth-passagier toevoegen



Start/Stop Passenger Intercom | Starten/Stoppen Sie Passenger Intercom | Mettre
en marche/Arrêter l'intercom du passager | Passagiersintercom starten/stoppen



Advanced Features | Erweiterte Funktionen |

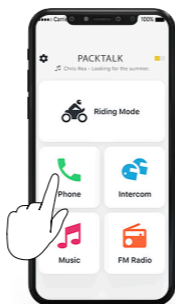
Phone Call | Telefongespräch | Appel téléphonique | Telefoongesprek



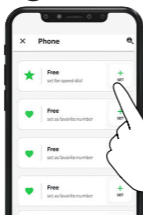
Set Speed Dial | Kurzwahl einstellen |

Définir la numérotation abrégée | Snelkiesnummer instellen

1



2

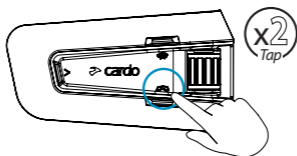


3



Call Speed Dial | Kurzwahl anwählen | Appel numérotation rapide |

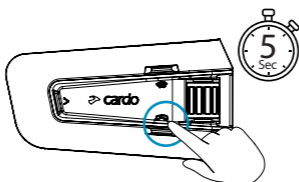
Snelkiesnummer bellen



Fonctionnalités avancées | Geavanceerde functies

GPS Pairing | GPS-Kopplung | Appairage GPS | GPS koppelen

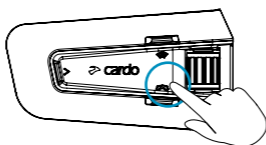
1 Step 1 | Schritt 1 | Étape 1 | Stap 1



LED Red & Blue | LED Rot und Grün |
LED Rouge & Bleu | Led rood en blauw



2 Step 2 | Schritt 2 | Étape 2 | Stap 2



LED Red & Green | LED Rot und Grün |
LED Rouge & Vert | Led rood en groen



3 Step 3 | Schritt 3 | Étape 3 | Stap 3

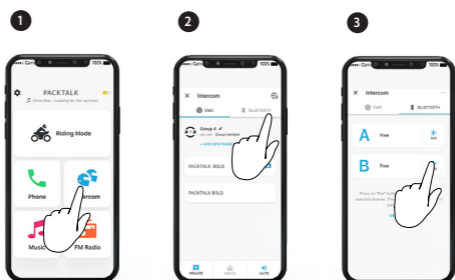


Advanced Features | Erweiterte Funktionen |

Universal Bluetooth intercom | Universelles Bluetooth-Kommunikationssystem | Intercom Bluetooth universel | Universele Bluetooth-intercom

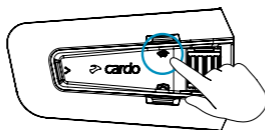


Bluetooth Intercom Pairing | Bluetooth-Sprechanlagekopplung |
Couplage de l'intercom Bluetooth | Bluetooth-intercom koppelen



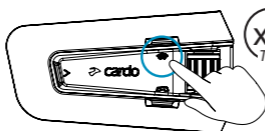
Start / Stop Intercom | Sprechanlage starten/stoppen |
Démarrer/Arrêter l'interphone | Intercom starten/stoppen

Rider A | Fahrer A | Pilote A | Motorrijder A

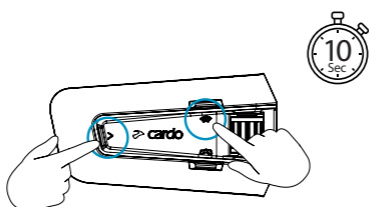


Start / Stop Intercom | Sprechanlage starten/stoppen |
Démarrer/Arrêter l'interphone | Intercom starten/stoppen

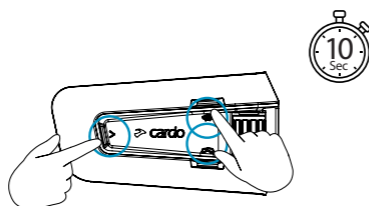
Rider B | Fahrer B | Pilote B | Motorrijder B



Reboot | Neustart | Redémarrer | Opnieuw opstarten



Factory Reset | Auf Werkseinstellungen zurücksetzen |
Réinitialisation des paramètres d'usine | Fabriekinstellingen
terugzetten



E English



- **Answer**
- **Ignore**
- "Hey Cardo, **end call**"
- "Hey Cardo, **speed dial**"
- "Hey Cardo, **redial number**"



- "Hey Cardo, **music on**"
- "Hey Cardo, **music off**"
- "Hey Cardo, **next track**"
- "Hey Cardo, **previous track**"
- "Hey Cardo, **share music**"



- "Hey Cardo, **radio on**"
- "Hey Cardo, **radio off**"
- "Hey Cardo, **next station**"
- "Hey Cardo, **previous station**"



For Bluetooth intercom only

- "Hey Cardo, **call intercom**"
- "Hey Cardo, **end intercom**"



- **"Hey Siri"**
- **"OK Google"**



- "Hey Cardo, **volume up**"
- "Hey Cardo, **volume down**"
- "Hey Cardo, **mute audio**"
- "Hey Cardo, **unmute audio**"
- "Hey Cardo, **mute microphone**"
- "Hey Cardo, **unmute microphone**"



- "Hey Cardo, **battery status**"

D Deutsch



- **Antworten**
- **Ignorieren**
- "Hey Cardo, **anruf beenden**"
- "Hey Cardo, **kurzwahl**"
- "Hey Cardo, **wahlwiederholung**"



- "Hey Cardo, **musik an**"
- "Hey Cardo, **musik aus**"
- "Hey Cardo, **titel vor**"
- "Hey Cardo, **titel zurück**"
- "Hey Cardo, **musik teilen**"



- "Hey Cardo, **radio an**"
- "Hey Cardo, **radio aus**"
- "Hey Cardo, **sender vor**"
- "Hey Cardo, **sender zurück**"



Nur für Bluetooth-Sprechanlage

- "Hey Cardo, **interkom start**"
- "Hey Cardo, **Interkom stop**"



- **"Hey Siri"**
- **"Okay Google"**



- "Hey Cardo, **lauter**"
- "Hey Cardo, **leiser**"
- "Hey Cardo, **stumm ein**"
- "Hey Cardo, **stumm aus**"
- "Hey Cardo, **Mikrofon stumm schalten**"
- "Hey Cardo, **Mikrofon einschalten**"



- "Hey Cardo, **Akkustatus**"

F Français



- **Réponds**
- **Ignore**
- "Hey Cardo, **raccroche**"
- "Hey Cardo, **numéro favori**"
- "Hey Cardo, **rappelle le numéro**"



- "Hey Cardo, **allume la musique**"
- "Hey Cardo, **éteins la musique**"
- "Hey Cardo, **morceau suivant**"
- "Hey Cardo, **morceau précédent**"
- "Hey Cardo, **partage la musique**"



- "Hey Cardo, **allume la radio**"
- "Hey Cardo, **éteins la radio**"
- "Hey Cardo, **station suivante**"
- "Hey Cardo, **station précédente**"



- Pour l'interphone Bluetooth uniquement
- "Hey Cardo, **appelle l'intercom**"
 - "Hey Cardo, **quitte l'intercom**"



- **"Dis Siri"**
- **"Ok Google"**



- "Hey Cardo, **augmente le volume**"
- "Hey Cardo, **baisse le volume**"
- "Hey Cardo, **coupe le son**"
- "Hey Cardo, **active le son**"
- "Hey Cardo, **coupe le micro**"
- "Hey Cardo, **active le micro**"



- "Hey Cardo, **niveau de batterie**"

/ Italiano



- **Pronto**
- **Ignora**
- "Ciao Cardo, **termina chiamata**"
- "Ciao Cardo, **selezione rapida**"
- "Ciao Cardo, **ricomponi il numero**"



- "Ciao Cardo, **accendi la musica**"
- "Ciao Cardo, **spegni la musica**"
- "Ciao Cardo, **traccia successiva**"
- "Ciao Cardo, **traccia precedente**"
- "Ciao Cardo, **condividi musica**"



- "Ciao Cardo, **accendi la radio**"
- "Ciao Cardo, **spegni la radio**"
- "Ciao Cardo, **stazione successiva**"
- "Ciao Cardo, **stazione precedente**"



- Solo per interfono Bluetooth
- "Ciao Cardo, **chiama interfono**"
 - "Ciao Cardo, **termina interfono**"



- **"Ehi Siri"**
- **"Okay Google"**



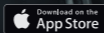
- "Ciao Cardo, **alza il volume**"
- "Ciao Cardo, **abbassa il volume**"
- "Ciao Cardo, **silenzia audio**"
- "Ciao Cardo, **riattiva audio**"
- "Ciao Cardo, **disattiva microfono**"
- "Ciao Cardo, **riattiva microfono**"



- "Ciao Cardo, **livello della batteria**"



cardosystems.com



Cardo Connect
App

Cardosystems.com/update

Cardosystems.com/support

