


cardo

 Bluetooth®
5.2



4x-S

POCKETGIDS

NL

 LIVE
INTERCOM

 OPERATED BY
NATURAL VOICE

SOUND BY

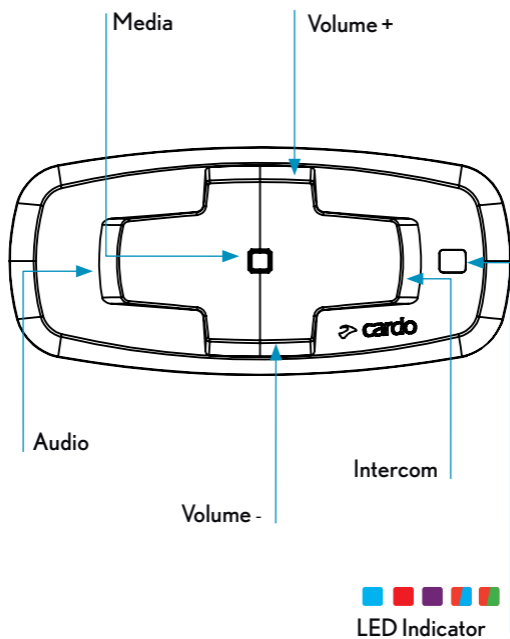
 JBL

INHOUDSOPGAVE

Aan de slag	3-4
Cardo Connect App	5
Algemeen	6-7
Muziek	8
Radio	9-10
Telefoongesprek	11
Bluetooth-intercom	12
Spraakopdrachten - Altijd aan!	13

GEAVANCEERDE KNOPPENBEDIENING

Apparaat koppelen (GPS/TFT/Telefoon)	14
--	----

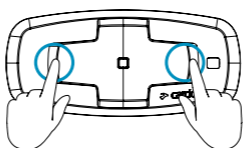


Ingedrukt houden

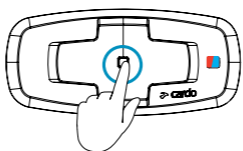



Aantal tikken

Aan/Uit



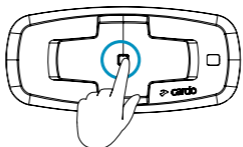
Telefoon koppelen



LED rood en blauw 



Stop telefoonkoppeling

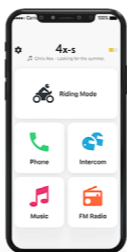




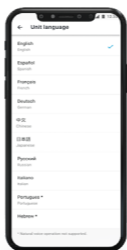
Download



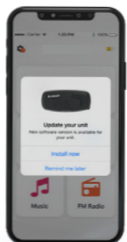
Registreren en activeren



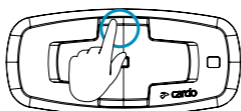
Taal kiezen



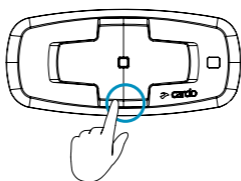
Software bijwerken



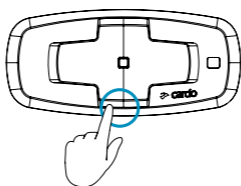
 Volume omhoog



 Volume omlaag



 Microfoon dempen / dempen opheffen



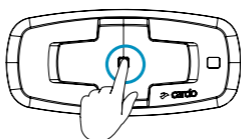
 Spraakassistent



Siri

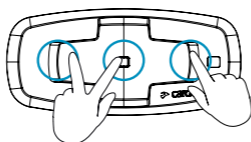


Google
Assistant

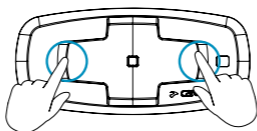




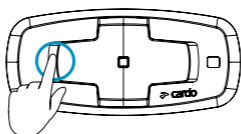
Fabrieksinstellingen herstellen



Opnieuw opstarten

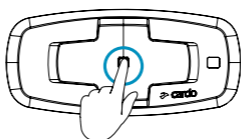


 Aan



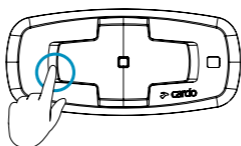
x1
Tik

 Uit



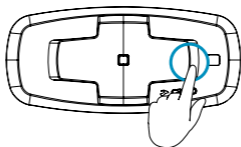
x1
Tik

 Volgende



x1
Tik

 Vorige

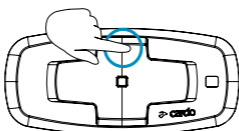


x1
Tik

Delen/Stoppen met delen

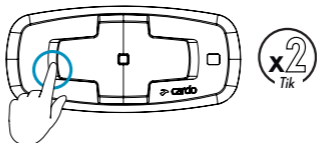
 Muziek

 Telefoongesprek

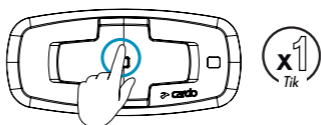


2
Sec

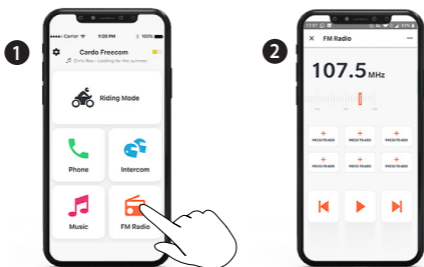
Aan



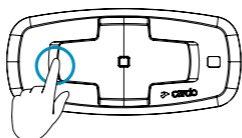
Uit



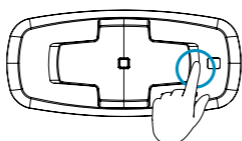
Voorkeursinstellingen instellen



▶▶ Volgende voorkeursinstelling

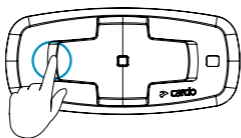


◀ Vorige voorkeursinstelling

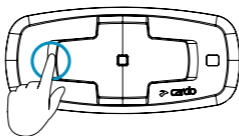


Schakel bronnen

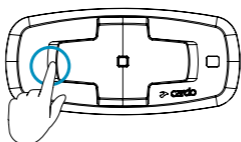
 Muziek/Radio schakelaar



»» Automatische radio-afstemming

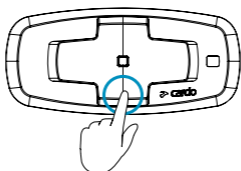


Antwoord / Oproep beëindigen



X1
Tik

Negeren



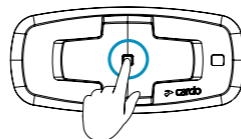
X1
Tik

Snelkiezen

Nummer instellen

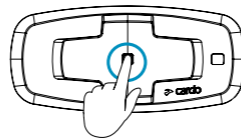


Snelkiezen oproep



X2
Tik

Opnieuw kiezen

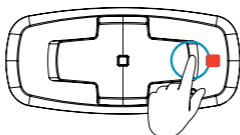


X3
Tik

Koppelen

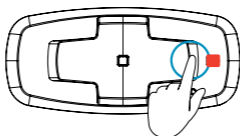


Koppelen aan rijder A

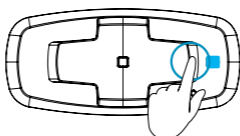


LED rood 

Koppelen aan rijder B



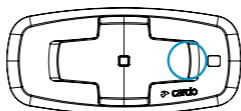
LED rood 



LED blauw 

*Rijder C moet verbonden zijn met rijder B

Oproepen / beëindigen intercom





- Answer
- Ignore
- "Hey Cardo, end call"
- "Hey Cardo, speed dial"
- "Hey Cardo, redial number"



- "Hey Cardo, music on"
- "Hey Cardo, music off"
- "Hey Cardo, next track"
- "Hey Cardo, previous track"
- "Hey Cardo, share music"



- "Hey Cardo, radio on"
- "Hey Cardo, radio off"
- "Hey Cardo, next station"
- "Hey Cardo, previous station"



- "Hey Cardo, call intercom"
- "Hey Cardo, end intercom"



- "Hey Siri"
- "Ok Google"



- "Hey Cardo, volume up"
- "Hey Cardo, volume down"
- "Hey Cardo, mute audio"
- "Hey Cardo, unmute audio"

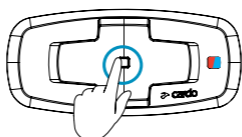


- "Hey Cardo, battery status"

GEAVANCEERDE KNOPPENBEDIENING

Apparaat koppelen (GPS/TFT/Telefoon)

1 Stap 1

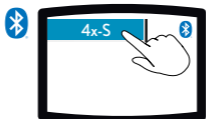


LED rood en blauw

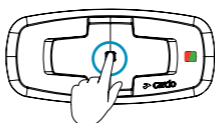


2 Stap 2

GPS



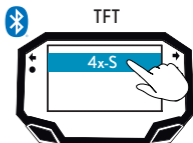
Telefoon 1



LED rood en groen



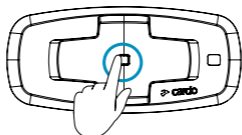
TFT



Telefoon 2



Stop met koppelen





HOUD CONTACT



Cardo-onder-
steuning
.....

Volg Cardo

